16H 4014

Mitsubishi Outlander Md. 09/2012

EU-skid plate with 2 pipes 42 mm
EU-Unterfahrschutzblech mit 2 Rohren 42 mm
UE- plaque de protection avec 2 tuyaux de 42 mm

Assembly Instruction

Montageanleitung • Instructions de montage

35 Minuten

Artikel-Nr:
16H4014 stainless steel
16H5014 black steel
16H9014 Assembly-kit

Revision 1: 23.01.2013

antec
www.antec-online.de

16H 4014 Mitsubishi Outlander Md. 09/2012

EU-skid plate with 2 pipes 42 mm
EU-Unterfahrschutzblech mit 2 Rohren 42 mm
UE- plaque de protection avec 2 tuyaux de 42 mm

Required tools / Benötigte Werkzeuge / Outillage requis

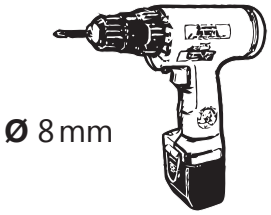

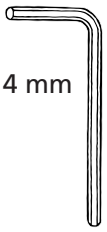

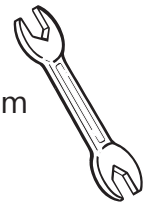

Parts list / Teileliste / Lista de accesorios

1 16H4014.4/16H5014.4 **1x**



16H9014

2 16H5024.1 R / 16H5024.2 L **1x**

3 16H5026 **2x**

4 13B5047 **2x**

a	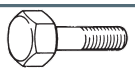	M6 x 25; 933 Zn	6x
b	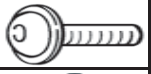	M6 x 20; A2 ähnl. ISO 7380	2x
c		Ø 6,4; 9021 Zn	8x
d		Ø 6; 127 Zn	8x
e		SW 10 mm	2x
f		M6; 934 Zn	2x

Artikel-Nr:
16H4014 stainless steel
16H5014 black steel
16H9014 Assembly-kit

Revision 1: 23.01.2013

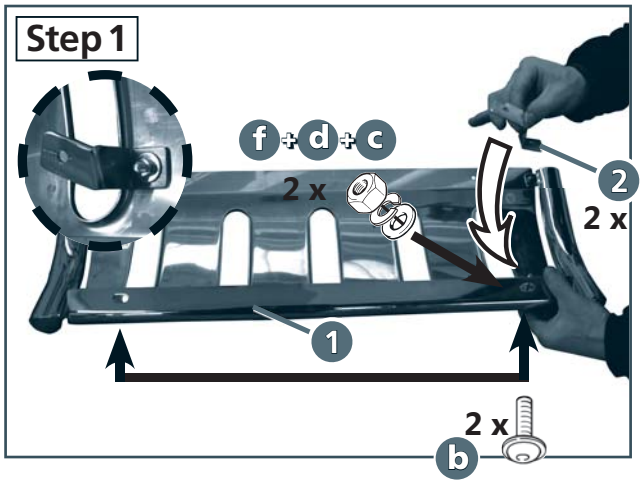
Step 1
f + d + c
2 x
2
2 x
1
2 x
b

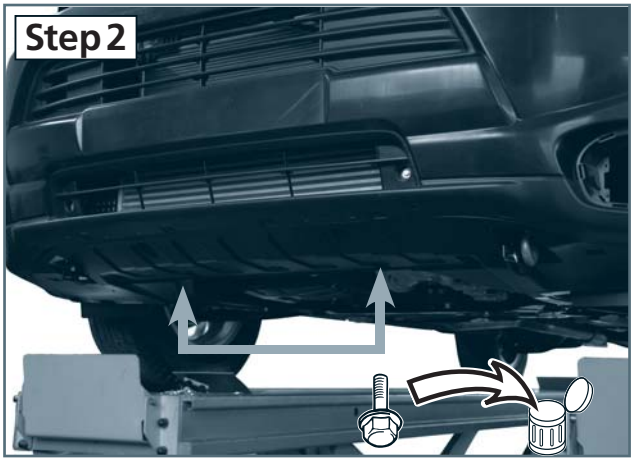
Step 2


Step 3
3
a + d + c
2 x


Step 4
1

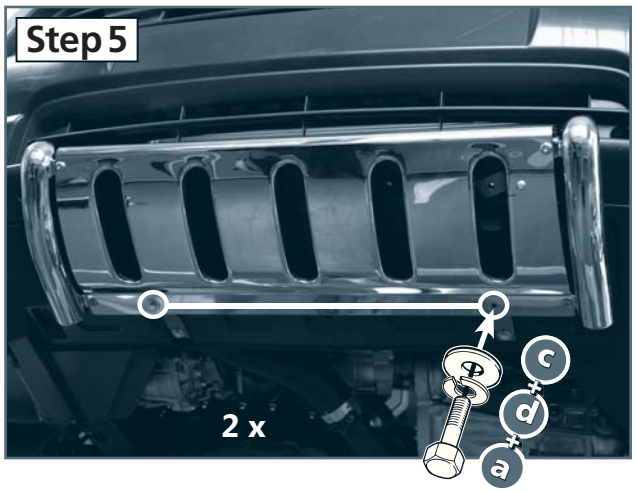
Step 5
2 x
c
d
a


Step 6
Ø 8 mm

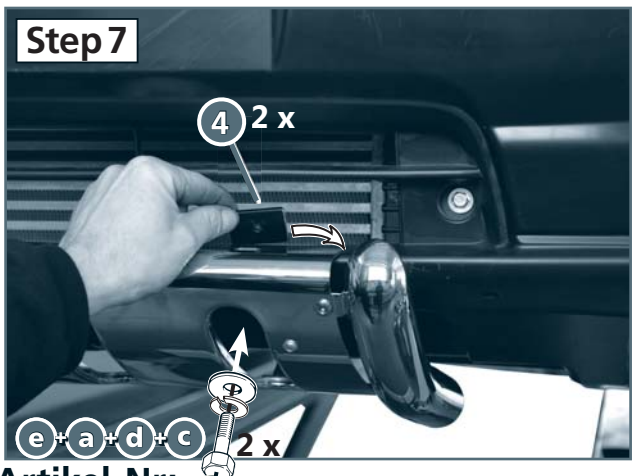
Step 7
4
2 x
e + a + d + c
2 x


Step 8
M6: 10 Nm
M6 (A2): 8,8 Nm